



Specifications

Model	Unit	ACV-05		ACV-10			ACV-15			ACV-20			ACV-25		ACV-30	
		HS	LS	HS	LS	HR	HS	LS	HR	HS	LS	HR	HS	LS	HS	LS
Fluid		No oil compressed air														
Ambient temperature	°C	0~60(No freezing)														
Operating pressure range	bar	1~6														
Nozzle diameter	Φmm	0.5		1.0			1.5			2.0			2.5		3.0	
Rated pressure	bar	5		5			3.5			5			3.5		5	
Vacuum flow rate	l/min	7	10	27	36	25	63	95	54	110	170	88	160	250	225	350
Max.vacuum pressure	kPa	-87	-57	-92	-57	-91	-92	-57	-91	-92	-57	-91	-92	-57	-92	-57
Air consumption flow rate	l/min	13		44			100			180			265		385	
Net weight	Without pressure switch	g		80			140			350			730		870	
	With pressure switch	g		120			190			460			-		-	

How to Order

ACV – 05 H S CK

① ② ③ ④

① Nozzle diameter

05	Φ0.5
10	Φ1.0
15	Φ1.5
20	Φ2.0
25	Φ2.5
30	Φ3.0

② Max.vacuum pressure

H	-87kPa(Pressure type)
L	-53kPa(Flow type)

③ Rated pressure

S	5bar
R	3.5bar

④ Pressure switch

Nil	Standard(no pressure switch)
CK	With adjustable pressure switch
C	With unadjustable pressure switch

Note: When nozzle diameter is 30, only standard type is available (no pressure switch)

Model of spare parts

• Silencer

PSU01	ACV-05, ACV-10
PSU02	ACV-15
PSU04	ACV-20
ABS06	ACV-25, ACV-30

• Pressure switch

ACV-CK

• Combination table

①	②	③		④
		S	R	
05	H	○	×	○
	L	○	×	○
10	H	○	○	○
	L	○	×	○
15	H	○	○	○
	L	○	×	○
20	H	○	○	○
	L	○	×	○
25	H	○	×	○
	L	○	×	○
30A	H	○	×	×
	L	○	×	×

ABM

ABX

ABM/ABX
Combined type

AM

AL

AH

AM
Combined type

AL
Combined type

AH
Combined type

AZL112

AZL212

ACP

ACPF

ACV

AZH

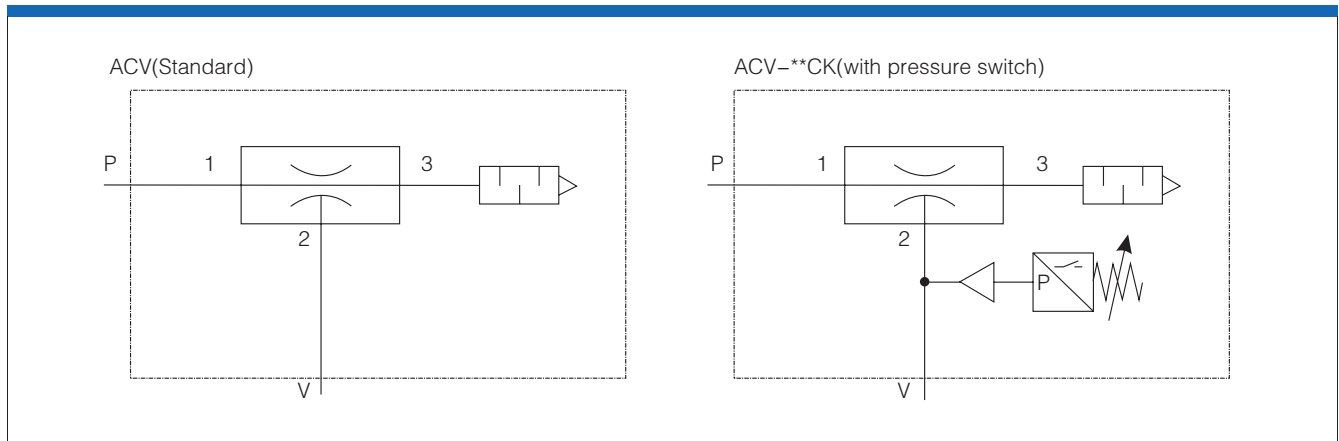
AZU

ASBP

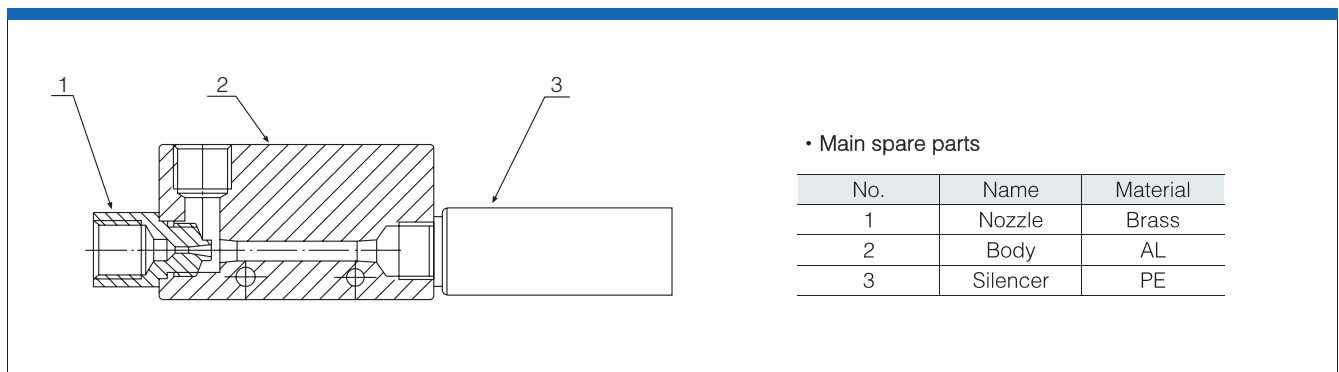
Pressure switch specifications

Model	Unit	CK	
Fluid		Air	
Setting pressure range	kPa	-20~-53	
Ambient temperature	°C	0~60(No freezing)	
Operating accuracy	kPa	± 5.3	
Hysteresis	kPa	4.0~13.3	
Service voltage	V	AC250V below	DC24V below
Load current	A	3	0.2

Symbol



Structure diagram



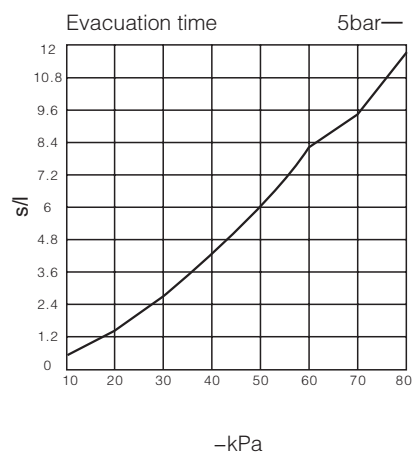
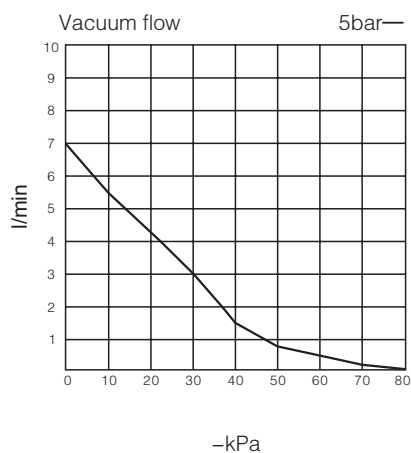
Vacuum flow(l/min)at different vacuum levels(-kPa)

Model	-kPa	Air supply pressure	Air consumption	0	10	20	30	40	50	60	70	80	Max.vacuum level
ACV-05HS	5 bar	5 bar	13 l/min	7	5.5	4.2	3	1.5	0.8	0.5	0.2	0.05	-87kPa
ACV-10HS			44 l/min	27	19	16	14.5	13	10.5	8	6.5	2.5	-92kPa
ACV-15HS			100 l/min	63	55	44	37	32.5	25	18	14	9	
ACV-20HS			180 l/min	110	100	85	75	55	40.5	30	20	12	
ACV-25HS			265 l/min	160	155	140	120	95	72	47	28	15	
ACV-30HS			385 l/min	225	200	160	135	105	78	55	33	19	

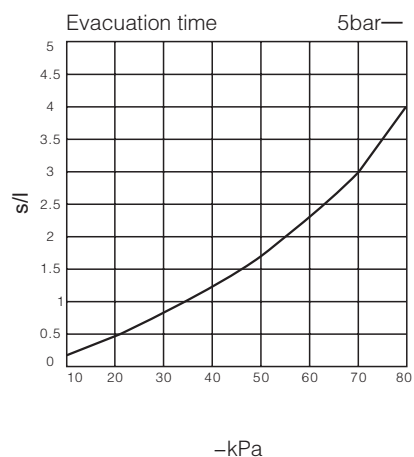
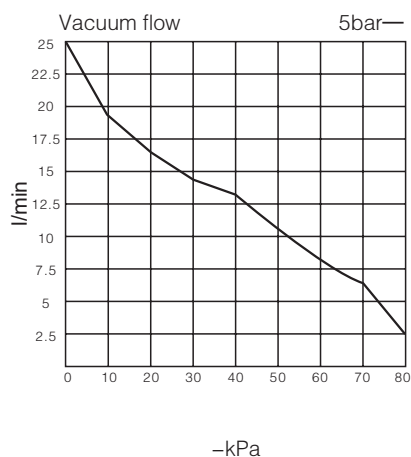
Evacuation time(s/l)to reach different vacuum levels(-kPa)

Model	-kPa	Air supply pressure	Air consumption	10	20	30	40	50	60	70	80	Max.vacuum level
ACV-05HS	5 bar	5 bar	13 l/min	0.676	1.384	2.769	4.323	6.015	8.246	9.438	11.820	-87kPa
ACV-10HS			44 l/min	0.2	0.492	0.815	1.246	1.738	2.323	2.953	4	-92kPa
ACV-15HS			100 l/min	0.078	0.187	0.32	0.477	0.692	0.924	1.384	1.953	
ACV-20HS			180 l/min	0.043	0.1	0.167	0.23	0.338	0.492	0.707	0.923	
ACV-25HS			265 l/min	0.03	0.069	0.112	0.168	0.241	0.345	0.494	0.753	
ACV-30HS			385 l/min	0.029	0.058	0.092	0.136	0.196	0.265	0.406	0.625	

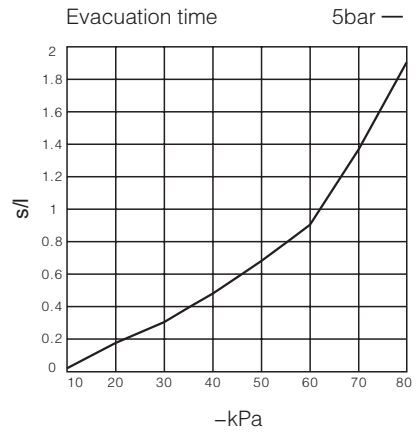
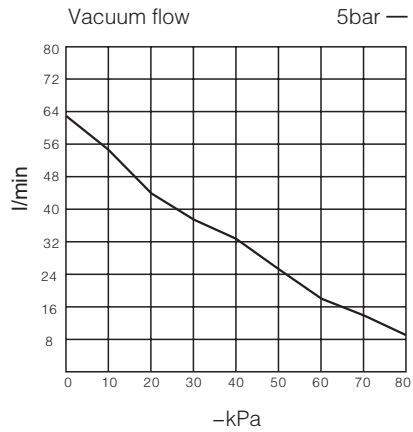
• ACV-05HS



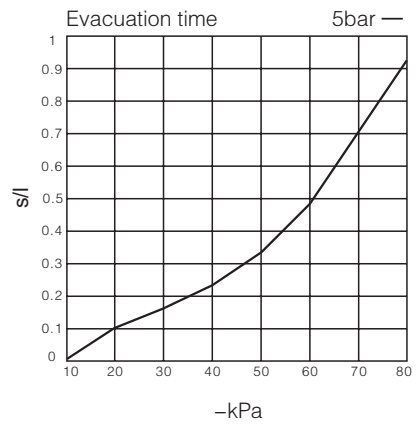
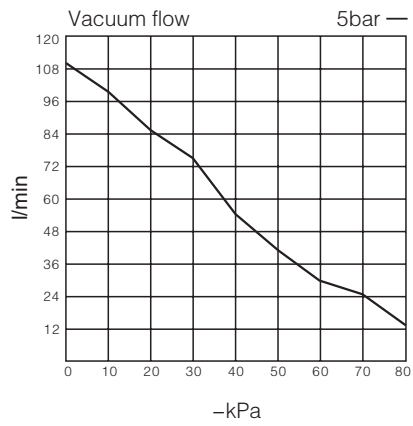
• ACV-10HS



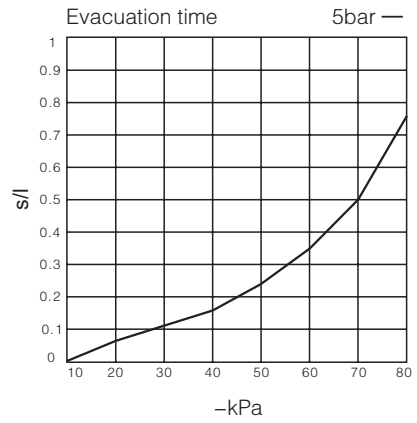
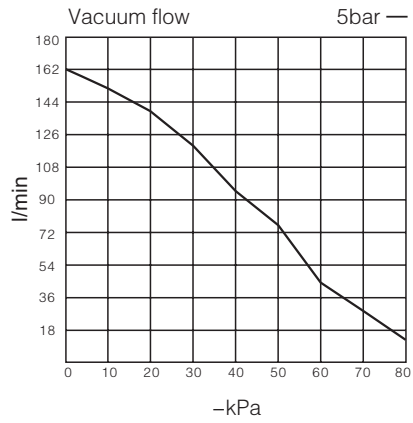
• ACV-15HS



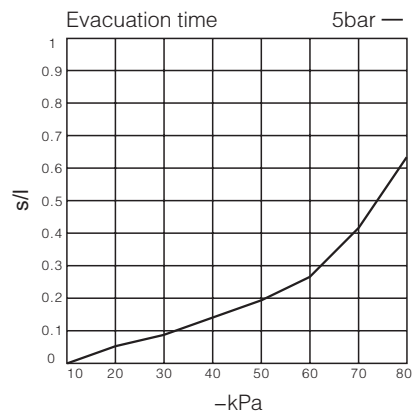
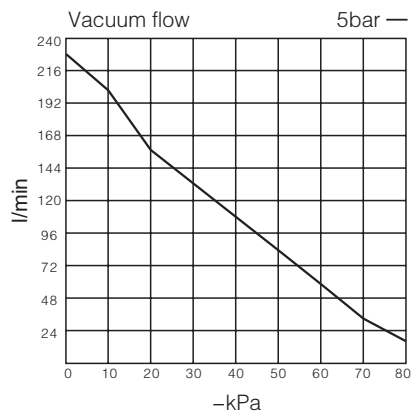
• ACV-20HS



• ACV-25HS



• ACV-30HS



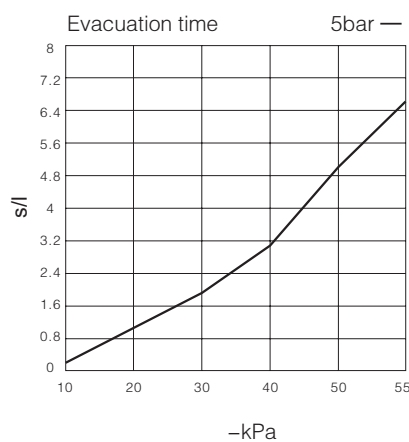
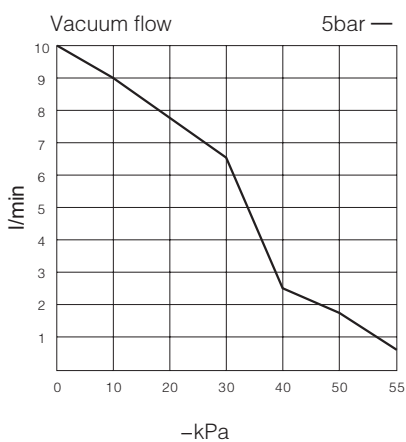
Vacuum flow(l/min)at different vacuum levels(-kPa)

Model	-kPa	Air supply pressure	Air consumption	0	10	20	30	40	50	55	Max.vacuum level
ACV-05LS	5 bar	5 bar	13 l/min	10	9	8	6.5	2.5	1.8	0.7	-57kPa
ACV-10LS			44 l/min	36	31.5	23.5	16.5	10	6.5	2.5	
ACV-15LS			100 l/min	95	85	70	47.5	30.5	15.5	5.5	
ACV-20LS			180 l/min	170	125	115	95	70	35.5	7.5	
ACV-25LS			265 l/min	250	215	200	150	105	60	36	
ACV-30LS			385 l/min	350	295	267	215	150	85	41	

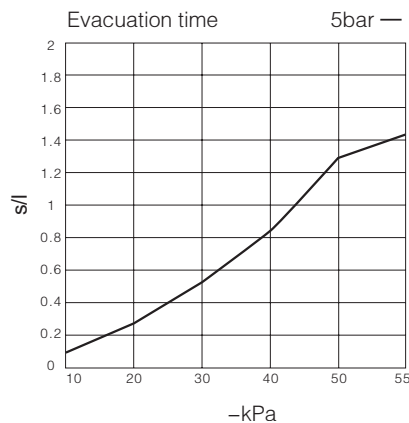
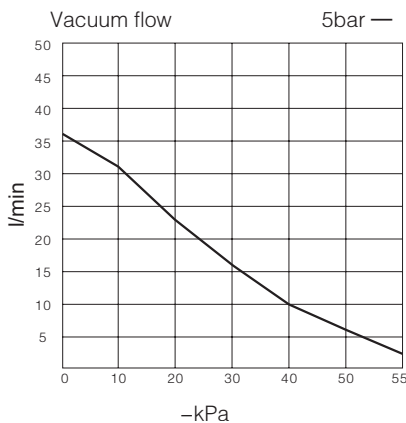
Evacuation time(s/l)to reach different vacuum levels(-kPa)

Model	-kPa	Air supply pressure	Air consumption	10	20	30	40	50	55	Max.vacuum level
ACV-05LS	5 bar	5 bar	13 l/min	0.307	0.984	1.892	3.169	5.123	6.66	-57kPa
ACV-10LS			44 l/min	0.107	0.277	0.507	0.830	1.323	1.414	
ACV-15LS			100 l/min	0.044	0.102	0.153	0.261	0.415	0.553	
ACV-20LS			180 l/min	0.029	0.062	0.105	0.138	0.246	0.338	
ACV-25LS			265 l/min	0.021	0.046	0.076	0.123	0.184	0.3	
ACV-30LS			385 l/min	0.017	0.035	0.058	0.086	0.132	0.219	

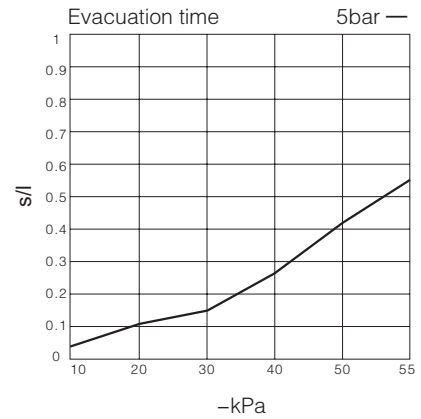
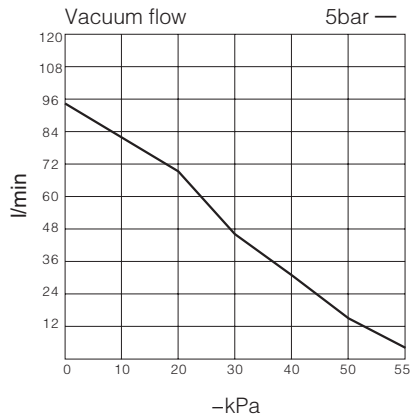
• ACV-05LS



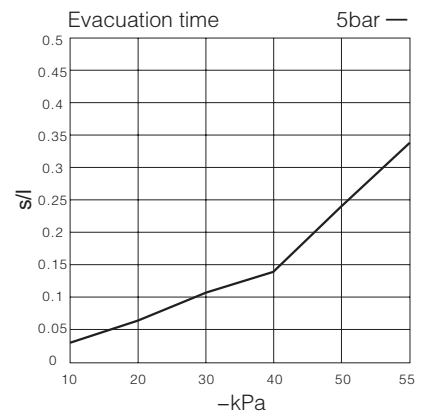
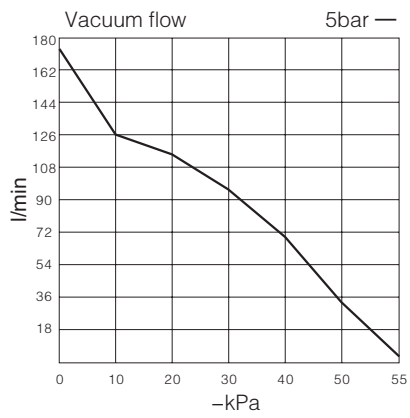
• ACV-10LS



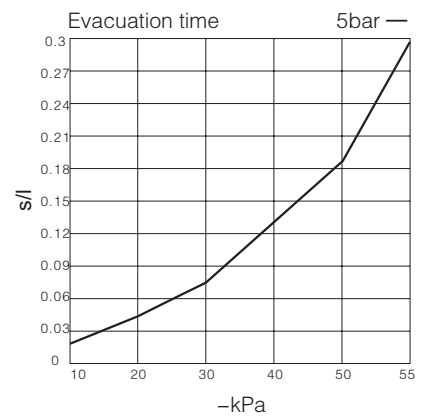
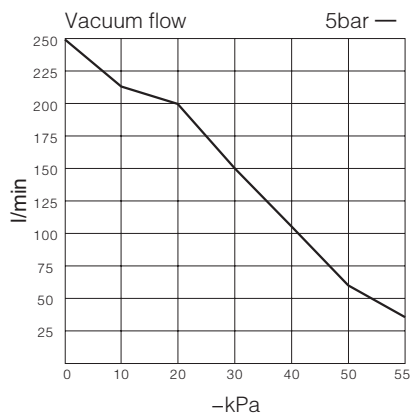
• ACV-15LS



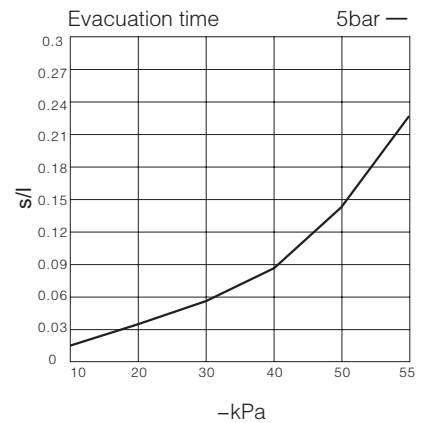
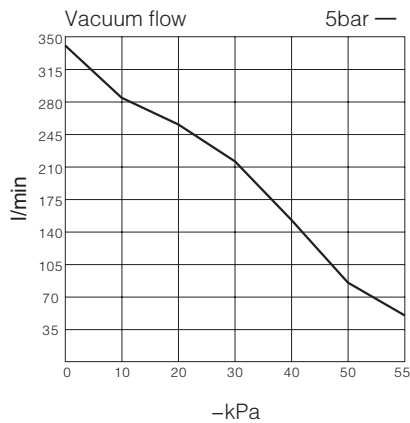
• ACV-20LS



• ACV-25LS

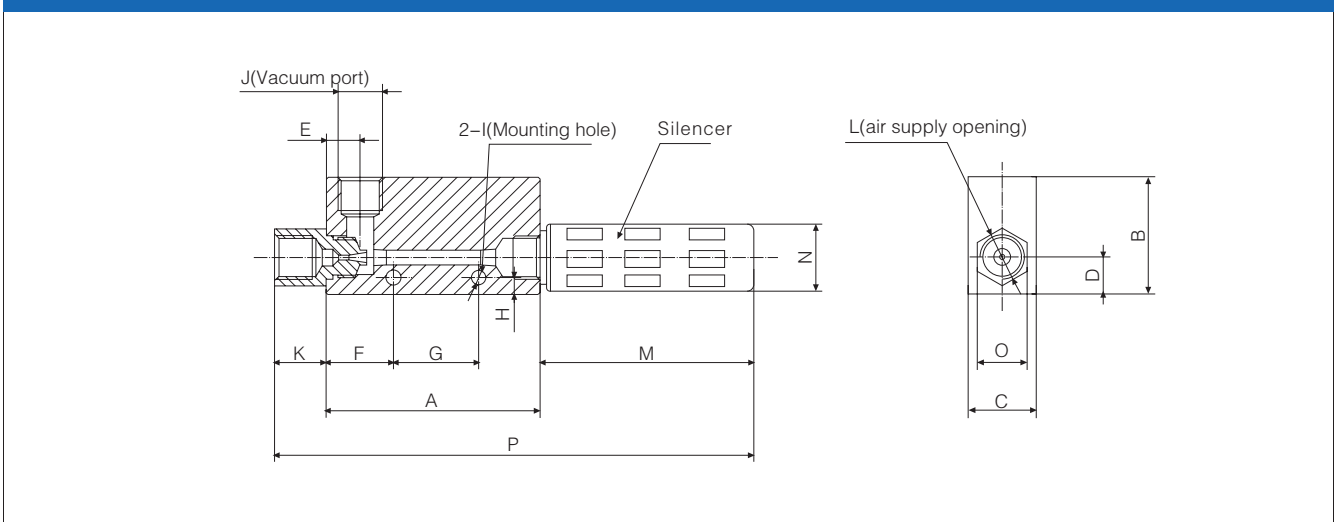


• ACV-30LS



Dimensions (mm)

• ACV-□□Standard (without pressure switch)



Model	A	B	C	D	E	F	G	H	I	J	K	L	M	N	O	P	Silencer mounting screw
ACV05	45	33	16	10	8	14	20	4.5	2-Φ4.5	Rp1/8	10	Rp1/8	34	Φ16	14	89	Rp1/8
ACV10	45	33	16	10	8	14	20	4.5	2-Φ4.5	Rp1/8	10	Rp1/8	34	Φ16	14	89	Rp1/8
ACV15	63	35	20	11	10	20	25	5	2-Φ4.5	Rp1/4	15	Rp1/4	54	Φ21	17	132	Rp1/4
ACV20	85	40	30	15	13	28	32	7	2-Φ6	Rp3/8	20	Rp1/4	80	Φ30	24	185	Rp1/2
ACV20CK	85	50	30	15	13	28	32	7	2-Φ6	Rp3/8	20	Rp1/4	80	Φ30	24	185	Rp1/2
ACV25	100	60	40	20	16	20	50	5.5	2-Φ6	Rc1/2	17	Rc3/8	90	Φ37	28	207	Rp3/4
ACV30	118	60	40	20	20	33	50	5.5	2-Φ6	Rc3/4	20	Rc1/2	90	Φ37	30	228	Rp3/4

• ACV-CK (with adjustable pressure switch)

