

Features

Vacuum port and supply port are located collinearly to facilitate piping built-in one-touch fittings, suitable for copper-free and fluorine-free applications. Light weight, use resin as material



Specifications

Model	Style	Nozzle dia. Φ mm	Max.vacuum pressure(kpa)	Max.vacuum flow l/min	Air consumption l/min	weight (g)
AZU05S	High vacuum	0.5	-85	7	10	6.5
AZU07S		0.7	-85	12	19	7.0
AZU05L	Large flow capacity	0.5	-48	12	10	6.5
AZU07L		0.7	-48	21	19	7.0

Technical Parameters

Fluid	Air
Max.operating pressure	7bar
Standard supply pressure	4.5bar
Operating temperature range	5~60°C
Applicable tube O.D.	SUP port: Φ 6 VAC port: Φ 6

How to Order

AZU 05 S

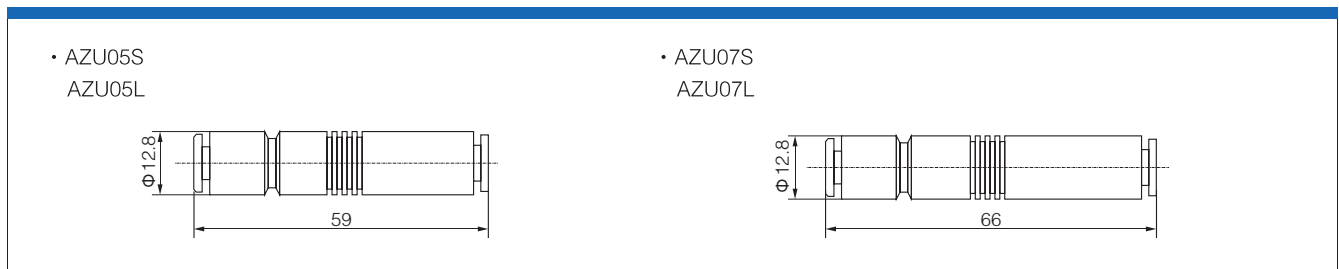
① ②

① Nozzle diameter

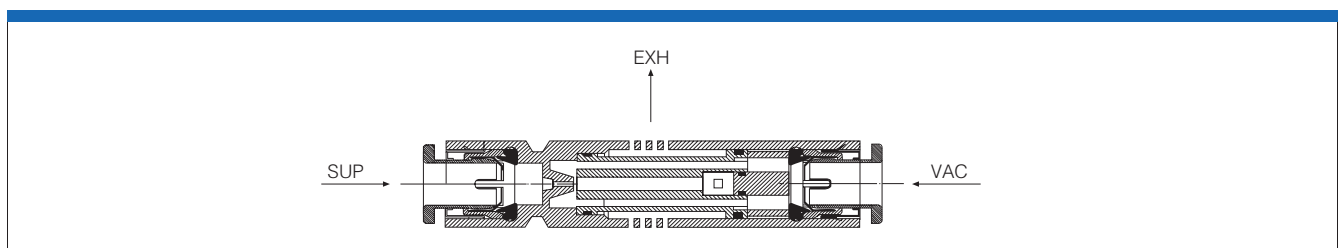
② Max.vacuum pressure

05	Φ 0.5mm	S	-85kPa
07	Φ 0.7mm	L	-48kPa

Dimensions (mm)



Construction



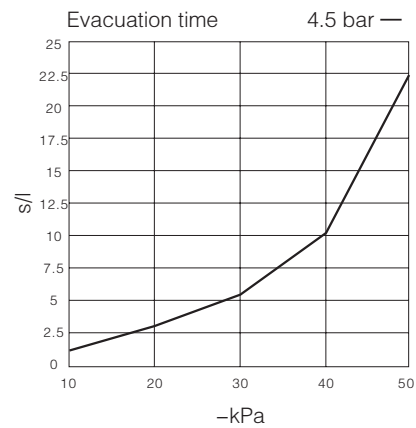
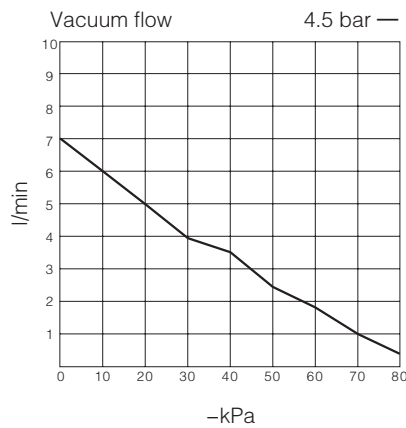
Vacuum flow(l/min)at different vacuum levels(-kPa)

Model \ -kPa	Air supply pressure	Air consumption	0	10	20	30	40	50	60	70	80	Max.vacuum level
AZU05S	4.5 bar	9 l/min	7	6	5	4	3.5	2.5	1.8	1	0.4	-85kPa
AZU07S		19 l/min	12	9.5	8.5	7.2	6	5.5	4	2	0.4	

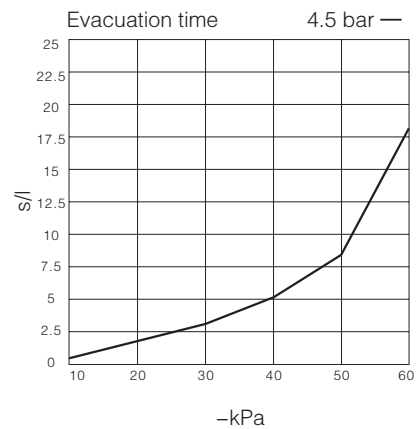
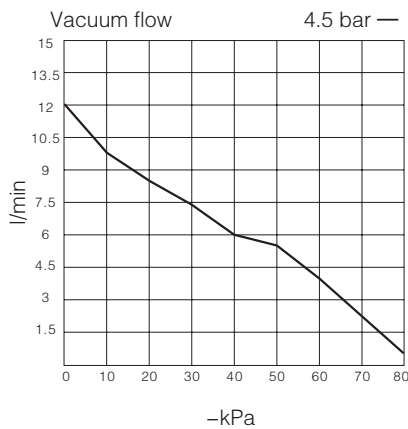
Evacuation time(s/l)to reach different vacuum levels(-kPa)

Model \ -kPa	Air supply pressure	Air consumption	10	20	30	40	50	60	Max.vacuum level
AZU05S	4.5 bar	9 l/min	0.9	2.6	5.2	10	22.5	-	-85kPa
AZU07S		19 l/min	0.53	1.4	2.7	5	8.7	18	

• AZU05S



• AZU07S



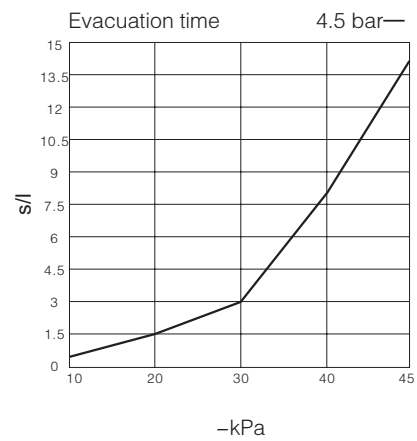
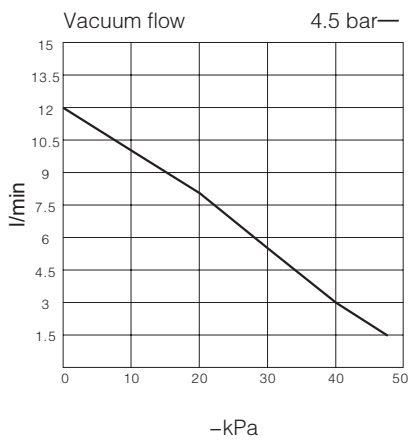
Vacuum flow(l/min)at different vacuum levels(-kPa)

Model	-kPa	Air supply pressure	Air consumption	0	10	20	30	40	48	Max.vacuum level
AZU05L		4.5 bar	9 l/min	12	10	8	5.5	3	1	-48kPa
AZU07L			19 l/min	21	18.5	15.5	11.5	8	1.5	

Evacuation time(s/l)to reach different vacuum levels(-kPa)

Model	-kPa	Air supply pressure	Air consumption	10	20	30	40	45	Max.vacuum level
AZU05L		4.5 bar	9 l/min	0.6	1.5	2.9	8	14	-48kPa
AZU07L			19 l/min	0.34	0.9	2	7.5	13	

• AZU05L



• AZU07L

